




Y-1602

Manufacturing of Graphite Crucible

Business Ideas and Opportunities in Graphite Crucible



Introduction

Graphite crucible is wide utilized in metallurgy, foundry, machinery, chemical industry and different industrial sectors for the smelting of alloy tool steels and therefore the smelting of non-ferrous metals and their alloys due to its excellent properties. And it's a good technical and economic effect.

Advantages: high strength, good seismic resistance, hot temperature resistance, corrosion resistance, strong oxidation resistance, low resistivity.

Applications: industry, automotive petroleum, electronics, semiconductors, iron and steel, powder metallurgy, aerospace, scientific experiments and different industries.



Graphite Crucibles are refractory containers specially shaped for metallurgical operations. These are made of a mixture of graphite, Refractory Clay, rtm and different additives. These crucibles are termed as clay bonded carbon crucibles according to the raw materials used. The crucibles are available with or without spout. These crucibles are used for melting ferrous, non-ferrous metals alloys and noble metals.

Related Projects:- Minerals, Marble, Granite, Gypsum, Quartz, Talc, Mica Projects



A crucible could be a ceramic or metal container in which metals or different substances is also melted or subjected to very high temperatures. While crucibles historically were usually made up of clay, they will be made from any material that withstands temperatures high enough to melt or otherwise alter its contents.

Graphite material has the benefits of high machining accuracy and good surface impact, especially in precision, complex, thin wall, Compared with copper, graphite material has the benefits of less consumption, high discharge speed, light weight, small thermal growth coefficient, etc. Therefore, it's become the mainstream of the discharge machining materials.

Related Books: - [Minerals & Mineral Processing, Glass And Ceramics](#)



Features:

- High density graphite crucibles are utilized in vacuum
- Inert atmosphere furnaces
- Best suited crucibles for quality melting
- High thermal conductivity
- Heat shock resistance: Graphite crucible is strong, it can withstand high temperatures.
- High heat resistance
- Corrosion resistance
- Oxidation resistance
- Anti-adhesion
- Resistance to slag remover
- Acid resistance

The Main Characteristics of Graphite Crucible are

Listed as Follows:-

High thermal conductivity: due to the use of graphite and other raw materials in high thermal conductivity, it ensures good thermal conductivity, shortens the time to dissolve and reduces energy consumption.

Heat shock resistance: the heat shock performance of graphite crucible is strong, it's not easy to break for the urgent cold, urgent heat and any process.

High heat resistance : [graphite crucible](#) has figures as high temperature, it can be in high temperature resistant 1200~1600.

Corrosion Resistance : uniform and fine matrix design graphite of crucible make it strong to erosion against melt and delay the erosion degree of the product.

Related Videos:- [Best Mineral Based Industries for Starting a Business.](#)

Anti-mechanical shock: graphite crucible has a certain impact on the strength of the impact of mechanical properties (such as the input of the molten material, etc.).

Oxidation resistance: Graphite is easy to be oxidized in the high temperature oxidation aerial fog, it has less consumption of oxidation due to the prevention of oxidation treatment.

Anti-adhesion: the soakage and adhesion of melt soup to graphite crucible is less because of the characteristics of graphite which is not easy to adhere with the melt soup.

The metal pollution control: graphite crucible isn't be mixed with impurity which can pollute melting soup the because of strict control of the material composition and the rare metal contamination.

Resistance to slag remover (in addition to slag agent) effect: graphite crucible has a good resistance to slag (slag remover) effect.

Acid resistance: in the addition of special materials, we significantly improve the quality of the graphite crucible and make it has excellence performance in the acid resistance.

Quality stability: the production technology and quality assurance system of high pressure forming method of graphite crucible fully guarantee the stability of the quality.



Use of Graphite Crucible

Graphite crucible is wide used for experiment and therefore the melting of metals, graphite crucible material with special of high purity, high strength, high density graphite material; through high exactness CNC machining equipment, will be machined graphite crucible, graphite casting crucible, graphite oil groove, slide, drawing tablets, pull rod of mould graphite product. Graphite crucible for smelting noble metals selected special graphite materials will build the graphite crucible product 2 times more than ordinary materials product durability, longer service life, a lot of will withstand more than 2000°C high temperature! Graphite crucible features:-



1 good thermal stability of graphite crucible: for the use of graphite crucible quench.

2 graphite crucible good corrosion resistance, impact resistance, in order to ensure the reliability of product quality.

3 graphite crucible, good resistance to acid and alkali.

4 good heat conduction performance of graphite crucible: it can greatly shorten the smelting time, save energy.

5 the ash of the graphite crucible is less than 300pp, so that the precious metal is not polluted in the smelting process.

Mainly used in auto parts, [electronics](#) and new materials industry, graphite crucible is melting and holding [non-ferrous](#) metals and new materials resistant containers.

Can also be used in the refining and purification of nonferrous metals and new materials.

For the benefit of environmental protection, the international efforts to improve the weight of light metals in industrial products.

Therefore, aluminium, magnesium, zinc and its alloys are widely used in the production of automobile, motorcycle and electronic products. If the engine cylinder cover die-casting production of automobile and motorcycle wheels, engine, brakes, air filter, piston, a radiator, a direction plate skeleton and electronic products in the mobile phone shell.



Applications

- Lubrication
- Refractories
- Foundry
- Battery Production
- Others



Manufacturing Process of Graphite Crucible

During the sintering process of graphite crucibles, the organizational structure of the green body has a series of changes, the changing part is mainly the plastic refractory clay. The basic process of the crucible sintering can be divided into the following four stages to illustrate:

Preheating and baking stage. The temperature at 100~300 degrees, it's the process of graphite crucibles exclude residual moisture. The heating speed ought to slow and therefore the kiln roof should be open, it should control the temperature strictly especially once the graphite crucibles within the residual moisture content exceeds 3%, otherwise the crucibles can have the crack and it perhaps explode.



Low temperature firing stage: 400-600°C is that the low temperature stage of sintering of the graphite crucible. With the rise of the temperature of the oven, the combination water within the crucible begins to decompose and take away. the main composition in clay are Al_2O_3 and SiO_2 , once shaped, they are within the free state, the glaze layer of crucible surface has not nevertheless unfrozen, heating speed should be still slow, if the heating speed is too quick and uneven, it conjointly prone to explode and therefore the collapse of the crucible bing .



Mesothermal sintering stage: 700-900°C is that the Mesothermal sintering stage of graphite crucible. At this time, the amorphous Al_2O_3 in clay could also be partially converted into γ crystalline Al_2O_3 once the kiln temperature gradually increased, the Al_2O_3 and SiO_2 exist within the Free State type hard salt cured material, it connect the graphite and clinker in crucible and so solidified into a whole. within the medium temperature sintering process, the surface glaze layer in graphite crucible melt with the increasing of temperature gradually and type a layer of glass like glaze film, enclosed or covered on the surface of the crucible, it defend the crucible from oxidization. During this era, it's better to heat up quickly and therefore the original flame should be good in the kiln.



High temperature firing stage: The temperature of this stage temperature is 1000-1200°C. The clay in graphite crucible once sintering within the medium temperature type curing, step by step transformed into mullite, such as $3\text{Al}_2\text{O}_3 + 2\text{SiO}_2 \rightarrow 3\text{Al}_2\text{O}_3 \cdot 2\text{SiO}_2$. (Mullite). Throughout this period, the heating rate should be faster than within the middle temperature (commonly known as the fireplace process), the chamber flame should be controlled within the neutral flame or reducing flame. The glaze layer has been completely melted throughout the crucible in warmth sintering process, forming a glass like glaze film, close to the crucible surface. If the temperature exceeds the maximum temperature limit of sintering glaze, it simply cause the oxidization of the crucible.



Therefore, within the high temperature sintering method, we should observe the glaze layer melting condition of graphite crucible and avoid the burnt and not up to the sintering. Mullite ($3\text{Al}_2\text{O}_3 \cdot 2\text{SiO}_2$), a senior Department of physical and chemical properties of refractory minerals and a stable. The density, hardness, refractoriness and softening purpose are terribly high, low coefficient of thermal growth. Within the structure of the crucible, it's an important role of consolidation and hardening. It is far-famed that, within the crucible sintering method, because of the thermal effect of plastic refractory clay, the consolidation of graphite and clinker contains a certain mechanical strength. Therefore, high and low of the sintering temperature, temperature control within the process of operation, it'll has an important influence to the quality and service lifetime of graphite crucible products.

Market Outlook

Graphite crucibles are refractory containers specially formed for metallurgical operations. Graphite crucibles are made of a mixture of graphite, refractory clay, grog, and different additives. These crucibles are used for melting ferrous, non-ferrous metals, alloys, and noble metals.

The global graphite market was valued at \$14.3 billion in 2019, and is expected to reach \$21.6 billion by 2027, registering a CAGR of 5.3% from 2020 to 2027. Graphite is a mineral of carbon used in various applications such as electrical vehicle, refractories, foundry, lubricating agent, construction applications, and others.



The increasing use of graphite in the above-mentioned industries is owing to its several advantages such as reduces wear, easy to machine, thermal shock resistant, high metal removal rate, and others. Graphite is a non-metal but possess metallic properties such as high stiffness, strength, good conductor of electricity & heat, and others. There are two different forms of graphite, which include natural graphite and [synthetic](#) graphite.

Related Videos: - [Minerals and Mineral Processing, Extractive Metallurgy, Ore Dressing, Minerals Engineering](#)



The global graphite market is driven by the high demand for [lithium ion battery](#) trade and significant production through graphite conductor electric arc furnace. However, increase in duty on graphite in China and decreasing value trend of natural graphite are the key factors that restrain the growth of the graphite market throughout the forecast period. Moreover, growth in usage in green technologies and merger & acquisitions activities are anticipated to provide lucrative growth opportunities for the key players to maintain the position in the market in the future years.



Asia-Pacific has garnered the highest market share in 2019, in terms of volume as well as revenue, and is anticipated to maintain its dominance throughout the forecast period. This is often attributed to the presence of key players and huge consumer base in the region. In addition, more than 40% of the total market share in terms of value is from the best graphite production countries akin to [India](#), and Japan.

As per an assessment, 8.5% growth in manufacturing plant and casting business is estimated across the world. Therefore, the utilization of graphite crucibles is anticipated to increase consequently. Development of modern small scale industries and positive outlook of the special casting metallurgical trade in countries in Asia Pacific is further estimated to drive the graphite crucibles market within the next few years.



Key players

Zircar Refractories Ltd.

Diamond Crucible Co. Ltd

Graphite India Ltd.

H E G Ltd.

Pandian Graphites (India) Ltd


Rahul Graphites Ltd

S V I Carbon Pvt. Td.

Machinery Photographs



HOPPER



MIXER



CRUSHER



HYDRAULIC PRESS

Project at a Glance

COST OF PROJECT				MEANS OF FINANCE			
Particulars	Existing	Proposed	Total	Particulars	Existing	Proposed	Total
Land & Site Development Exp.	0.00	215.00	215.00	Capital	0.00	258.55	258.55
Buildings	0.00	385.50	385.50	Share Premium	0.00	0.00	0.00
Plant & Machineries	0.00	267.00	267.00	Other Type Share Capital	0.00	0.00	0.00
Motor Vehicles	0.00	8.00	8.00	Reserves & Surplus	0.00	0.00	0.00
Office Automation Equipments	0.00	76.00	76.00	Cash Subsidy	0.00	0.00	0.00
Technical Knowhow Fees & Exp.	0.00	15.00	15.00	Internal Cash			
Franchise & Other Deposits	0.00	0.00	0.00	Accruals	0.00	0.00	0.00
Preliminary & Pre-operative Exp	0.00	2.00	2.00	Long/Medium Term Borrowings	0.00	775.65	775.65
Provision for Contingencies	0.00	25.00	25.00	Debentures / Bonds Unsecured	0.00	0.00	0.00
Margin Money - Working Capital	0.00	40.70	40.70	Loans/Deposits	0.00	0.00	0.00
TOTAL	0.00	1034.20	1034.20	TOTAL	0.00	1034.20	1034.20

Project at a Glance

Year	Annualised		Book Value	Debt	Dividend	Retained Earnings		Payout	Probable Market Price	P/E Ratio	Yield Price/Book Value
	EPS	CEPS	Per Share		Per Share	Per Share				No.of Times	
	`	`	`	`	`	%	`	%	`		%
1-			15.6			100.					
2	5.65	9.21	5	24.00	0.00	00	5.65	0.00	5.65	1.00	0.00
2-			24.2			100.					
3	8.57	11.69	3	18.00	0.00	00	8.57	0.00	8.57	1.00	0.00
3-			35.6			100.					
4	11.43	14.17	6	12.00	0.00	00	11.43	0.00	11.43	1.00	0.00
			49.8			100.					
4-5	14.20	16.60	6	6.00	0.00	00	14.20	0.00	14.20	1.00	0.00
			66.7			100.					
5-6	16.85	18.97	0	0.00	0.00	00	16.85	0.00	16.85	1.00	0.00



Project at a Glance

Year	D. S. C. R.			Debt / Equity - Deposits Debt	Equity as-Equity	Total Net Worth	Return on Net Worth	Profitability Ratio					Assets Turnover Ratio	Current Ratio
								GPM	PBT	PAT	Net Contribution	P/V Ratio		
	Individual	Cumulative	Overall					%	%	%	%	%		
Initial	(Number of times)			(Number of times)		%	%	%	%	%	%			
				3.00	3.00									
1-2	1.34	1.34		1.53	1.53	1.88		24.98%	14.22%	9.67%	870.07	57.54%	1.31	0.89
2-3	1.66	1.50		0.74	0.74	1.00		27.98%	19.32%	12.57%	1013.33	57.45%	1.42	1.36
3-4	2.04	1.66	2.03	0.34	0.34	0.53		30.01%	22.92%	14.66%	1158.05	57.44%	1.44	1.97
4-5	2.48	1.84		0.12	0.12	0.28		31.38%	25.49%	16.18%	1302.77	57.44%	1.38	2.67
5-6	3.01	2.03		0.00	0.00	0.13		32.30%	27.32%	17.29%	1447.49	57.44%	1.30	5.83

Project at a Glance

BEP	
BEP - Maximum Utilisation Year	5
Cash BEP (% of Installed Capacity)	48.63%
Total BEP (% of Installed Capacity)	52.41%
IRR, PAYBACK and FACR	
Internal Rate of Return .. (In %age)	26.73%
Payback Period of the Project is (In Years)	2 Years 3 Months
Fixed Assets Coverage Ratio (No. of times)	3.862

Major Queries/Questions Answered in the Report?

- 1. What is Graphite Crucible Manufacturing industry ?**
- 2. How has the Graphite Crucible Manufacturing industry performed so far and how will it perform in the coming years ?**
- 3. What is the Project Feasibility of Graphite Crucible Manufacturing Plant ?**
- 4. What are the requirements of Working Capital for setting up Graphite Crucible Manufacturing plant ?**

5. What is the structure of the Graphite Crucible Manufacturing Business and who are the key/major players ?

6. What is the total project cost for setting up Graphite Crucible Manufacturing Business?

7. What are the operating costs for setting up Graphite Crucible Manufacturing plant ?

8. What are the machinery and equipment requirements for setting up Graphite Crucible Manufacturing plant ?

9. Who are the Suppliers and Manufacturers of Plant & Machinery for setting up Graphite Crucible Manufacturing plant ?

10. What are the requirements of raw material for setting up Graphite Crucible Manufacturing plant ?

11. Who are the Suppliers and Manufacturers of Raw materials for setting up Graphite Crucible Manufacturing Business?

12. What is the Manufacturing Process of Graphite Crucible ?

13. What is the total size of land required for setting up Graphite Crucible Manufacturing plant ?

14. What will be the income and expenditures for Graphite Crucible Manufacturing Business?

15. What are the Projected Balance Sheets of Graphite Crucible Manufacturing plant ?

16. What are the requirement of utilities and overheads for setting up Graphite Crucible Manufacturing plant?

17. What is the Built up Area Requirement and cost for setting up Graphite Crucible Manufacturing Business?

18. What are the Personnel (Manpower) Requirements for setting up Graphite Crucible Manufacturing Business?

19. What are Statistics of Import & Export for Graphite Crucible ?

20. What is the time required to break-even of Graphite Crucible Manufacturing Business?

21. What is the Break-Even Analysis of Graphite Crucible Manufacturing plant?

22. What are the Project financials of Graphite Crucible Manufacturing Business?

- 23. What are the Profitability Ratios of Graphite Crucible Manufacturing Project?**
- 24. What is the Sensitivity Analysis-Price/Volume of Graphite Crucible Manufacturing plant?**
- 25. What are the Projected Pay-Back Period and IRR of Graphite Crucible Manufacturing plant?**
- 26. What is the Process Flow Sheet Diagram of Graphite Crucible Manufacturing project?**

- 27. What are the Market Opportunities for setting up Graphite Crucible Manufacturing plant?**
- 28. What is the Market Study and Assessment for setting up Graphite Crucible Manufacturing Business?**
- 29. What is the Plant Layout for setting up Graphite Crucible Manufacturing Business?**

Table of Contents of the Project Report

1 PROJECT LOCATION

1.1. DISTRICT PROFILE & GEOTECHNICAL SITE

CHARACTERIZATION

1.1.1. General

1.1.2. Topography

1.1.3. Availability of Minerals

1.1.4. Administrative Setup

1.1.5. Demographics

1.1.6. Map

1.1.7. Economy

1.1.8. Industry at a Glance

2. INTRODUCTION

2.1. GRAPHITE CRUCIBLE

3. USE OF GRAPHITE CRUCIBLE

4. CHARACTERISTICS OF GRAPHITE CRUCIBLE

4.1. THE GRAPHITE CRUCIBLES FOR GOLD MELTING

4.2. MELTING GOLD CRUCIBLE CHARACTERISTICS

5. TYPES AND PROPERTIES OF GRAPHITE CRUCIBLE

MATERIALS

5.1. GRAPHITE

5.2. MAIN CHARACTERISTICS OF GRAPHITE CRUCIBLE

6. PROPERTIES OF GRAPHITE CRUCIBLES

7. B.I.S. SPECIFICATIONS

- 7.1. IS 1748: 1981 (REAFFIRMED YEAR: 2019) SIZES OF GRAPHITE CRUCIBLES
- 7.2. IS 9929: 1981 (REAFFIRMED YEAR: 2017) METHOD OF DETERMINING LIFE OF GRAPHITE CRUCIBLES
- 7.3. IS 11321: 1985 (REAFFIRMED YEAR : 2019) GRAPHITE FOR GRAPHITE CRUCIBLES
- 7.4. IS 13173: 1991 (REAFFIRMED YEAR: 2017) CODE OF PRACTICE FOR HANDLING AND USAGE OF GRAPHITE AND SILICON CARBIDE CRUCIBLES

8. MARKET SURVEY

8.1. KEY DRIVERS

8.2. CASTING APPLICATION SECTOR TO OFFER CONSIDERABLE OPPORTUNITIES

8.3. ASIA PACIFIC TO HOLD SIGNIFICANT SHARE OF THE GLOBAL GRAPHITE CRUCIBLES MARKET

8.4. KEY PLAYERS OPERATING IN GLOBAL GRAPHITE CRUCIBLES MARKET

9. EXPORT & IMPORT: ALL COUNTRIES

9.1. EXPORT: ALL COUNTRIES

9.2. IMPORT: ALL COUNTRIES

10. FINANCIALS & COMPARISON OF MAJOR INDIAN PLAYERS/COMPANIES

- 10.1. ABOUT FINANCIAL STATEMENTS OF CMIE DATABASE
- 10.2. PROFITS & APPROPRIATIONS
- 10.3. TOTAL LIABILITIES
- 10.4. TOTAL ASSETS
- 10.5. NET CASH FLOW FROM OPERATING ACTIVITIES

10.6. SECTION – I

- 10.6.1. Name of Company with Contact Details
- 10.6.2. Name of Director(S)
- 10.6.3. Plant Capacity
- 10.6.4. Location of Plant
- 10.6.5. Name of Raw Material(S) Consumed With Quantity & Cost

10.7. SECTION - II

10.7.1. Assets

10.7.2. Cash Flow

10.7.3. Cost as % Ge of Sales

10.7.4. Forex Transactions

10.7.5. Growth in Assets & Liabilities

10.7.6. Growth in Income & Expenditure

10.7.7. Income & Expenditure

10.7.8. Liabilities

10.7.9. Liquidity Ratios

10.7.10. Profitability Ratio

10.7.11. Profits

10.7.12. Return Ratios

10.7.13. Structure of Assets & Liabilities (%)

10.7.14. Working Capital & Turnover Ratios

11. COMPANY PROFILE OF MAJOR PLAYERS

12. EXPORT & IMPORT STATISTICS OF INDIA

12.1. EXPORT STATISTICS ON GRAPHITE CRUCIBLE

12.2. EXPORT STATISTICS ON GRAPHITE CRUCIBLE

13. PRESENT MANUFACTURERS

14. RAW MATERIAL

14.1. PROPERTIES OF GRAPHITE

- 15. SOME SIZES & SPECIFICATION OF GRAPHITE CRUCIBLE**
- 16. SPECIAL GRAPHITE CRUCIBLE FOR VACUUM COATING**
 - 16.1. SIZE
 - 16.2. SPECIFICATION
- 17. MANUFACTURING PROCESS**
- 18. PROCESS FLOW DIAGRAM**
- 19. SUPPLIERS OF PLANT & MACHINERY**
- 20. SUPPLIERS OF RAW MATERIAL**

21. PHOTOGRAPHS/IMAGES FOR REFERENCE

- 21.1. MACHINERY PHOTOGRAPHS
- 21.2. RAW MATERIAL PHOTOGRAPHS
- 21.3. PRODUCT PHOTOGRAPHS

22. PLANT LAYOUT

Project Financials

Project at a Glance	Annexure
• Assumptions for Profitability workings	1
• Plant Economics.....	2
• Production Schedule.....	3
• Land & Building.....	4
Factory Land & Building	
Site Development Expenses	

- **Plant & Machinery.....5**
 - Indigenous Machineries**
 - Other Machineries (Miscellaneous, Laboratory etc.)**

- **Other Fixed Assets.....6**
 - Furniture & Fixtures**
 - Pre-operative and Preliminary Expenses**
 - Technical Knowhow**
 - Provision of Contingencies**

- **Working Capital Requirement Per Month.....7**
 - Raw Material**
 - Packing Material**
 - Lab & ETP Chemical Cost**
 - Consumable Store**

- **Overheads Required Per Month and Per Annum.....8**
Utilities & Overheads (Power, Water and Fuel Expenses etc.)
Royalty and Other Charges
Selling and Distribution Expenses

- **Salary and Wages9**

- **Turnover Per Annum10**

- **Share Capital.....11**
Equity Capital
Preference Share Capital



- **Annexure 1 :: Cost of Project and Means of Finance**
- **Annexure 2 :: Profitability and Net Cash Accruals**
 - **Revenue/Income/Realisation**
 - **Expenses/Cost of Products/Services/Items**
 - **Gross Profit**
 - **Financial Charges**
 - **Total Cost of Sales**
 - **Net Profit After Taxes**
 - **Net Cash Accruals**

• **Annexure 3 :: Assessment of Working Capital requirements**

- **Current Assets**
- **Gross Working Capital**
- **Current Liabilities**
- **Net Working Capital**
- **Working Note for Calculation of Work-in-process**

• **Annexure 4 :: Sources and Disposition of Funds**

- **Annexure 5 :: Projected Balance Sheets**

- **ROI (Average of Fixed Assets)**
- **RONW (Average of Share Capital)**
- **ROI (Average of Total Assets)**

- **Annexure 6 :: Profitability Ratios**

- **D.S.C.R**
- **Earnings Per Share (EPS)**
- **Debt Equity Ratio**

• **Annexure 7 :: Break-Even Analysis**

- **Variable Cost & Expenses**
- **Semi-Variable/Semi-Fixed Expenses**
- **Profit Volume Ratio (PVR)**
- **Fixed Expenses / Cost**
- **B.E.P**

- **Annexure 8 to 11 :: Sensitivity Analysis-Price/Volume**

- **Resultant N.P.B.T**
- **Resultant D.S.C.R**
- **Resultant PV Ratio**
- **Resultant DER**
- **Resultant ROI**
- **Resultant BEP**

- **Annexure 12 :: Shareholding Pattern and Stake Status**

- **Equity Capital**

- **Preference Share Capital**

- **Annexure 13 :: Quantitative Details-Output/Sales/Stocks**

- **Determined Capacity P.A of Products/Services**

- **Achievable Efficiency/Yield % of Products/Services/Items**

- **Net Usable Load/Capacity of Products/Services/Items**

- **Expected Sales/ Revenue/ Income of Products/ Services/ Items**

- **Annexure 14** :: **Product wise Domestic Sales Realisation**
- **Annexure 15** :: **Total Raw Material Cost**
- **Annexure 16** :: **Raw Material Cost per unit**
- **Annexure 17** :: **Total Lab & ETP Chemical Cost**
- **Annexure 18** :: **Consumables, Store etc.**
- **Annexure 19** :: **Packing Material Cost**
- **Annexure 20** :: **Packing Material Cost Per Unit**

- **Annexure 21** :: **Employees Expenses**
- **Annexure 22** :: **Fuel Expenses**
- **Annexure 23** :: **Power/Electricity Expenses**
- **Annexure 24** :: **Royalty & Other Charges**
- **Annexure 25** :: **Repairs & Maintenance Expenses**
- **Annexure 26** :: **Other Manufacturing Expenses**
- **Annexure 27** :: **Administration Expenses**
- **Annexure 28** :: **Selling Expenses**

- **Annexure 29 :: Depreciation Charges – as per Books (Total)**
- **Annexure 30 :: Depreciation Charges – as per Books (P & M)**
- **Annexure 31 :: Depreciation Charges - as per IT Act WDV (Total)**
- **Annexure 32 :: Depreciation Charges - as per IT Act WDV (P & M)**
- **Annexure 33 :: Interest and Repayment - Term Loans**
- **Annexure 34 :: Tax on Profits**
- **Annexure 35 :: Projected Pay-Back Period and IRR**

Reasons for Buying our Report:

- **This report helps you to identify a profitable project for investing or diversifying into by throwing light to crucial areas like industry size, market potential of the product and reasons for investing in the product**
- **This report provides vital information on the product like it's characteristics and segmentation**
- **This report helps you market and place the product correctly by identifying the target customer group of the product**

- **This report helps you understand the viability of the project by disclosing details like machinery required, project costs and snapshot of other project financials**
- **The report provides a glimpse of government regulations applicable on the industry**
- **The report provides forecasts of key parameters which helps to anticipate the industry performance and make sound business decisions**

Our Approach:

- **Our research reports broadly cover Indian markets, present analysis, outlook and forecast for a period of five years.**
- **The market forecasts are developed on the basis of secondary research and are cross-validated through interactions with the industry players**
- **We use reliable sources of information and databases. And information from such sources is processed by us and included in the report**

Scope of the Report

The report titled “Market Survey cum Detailed Techno Economic Feasibility Report on Graphite Crucibles .” provides an insight into Graphite Crucible market in India with focus on uses and applications, Manufacturing Process, Process Flow Sheets, Plant Layout and Project Financials of Graphite Crucible project. The report assesses the market sizing and growth of the Indian Graphite Crucible Industry. While expanding a current business or while venturing into new business, entrepreneurs are often faced with the dilemma of zeroing in on a suitable product/line. And before diversifying/venturing into any product, they wish to study the following aspects of the identified product:

- **Good Present/Future Demand**
- **Export-Import Market Potential**
- **Raw Material & Manpower Availability**
- **Project Costs and Payback Period**

We at NPCS, through our reliable expertise in the project consultancy and market research field, have demystified the situation by putting forward the emerging business opportunity in the Graphite Crucible sector in India along with its business prospects. Through this report we have identified Graphite Crucible project as a lucrative investment avenue.

Tags

#graphitecrucible #graphitemanufacturerinindia #graphiteindustry #graphite
#Graphiteproduction #GraphiteProject #DetailedProjectReport
#businessconsultant #BusinessPlan #feasibilityReport #NPCS
#industrialproject #entrepreneurindia #startupbusiness
#startupbusinessideas #businessestostart #startupideas
#startupbusinesswithnomoney #businessstartupindia



**Niir Project Consultancy Services (NPCS)
can provide Detailed Project Report on**

Graphite Crucible

See more

Project Reports & Profiles
BOOKS



www.entrepreneurindia.co

Visit us at

www.entrepreneurindia.co

www.niir.org



www.entrepreneurindia.co

**Take a look at
Niir Project Consultancy Services
on #Street View**

<https://goo.gl/VstWkd>

*Locate us on
Google Maps*

<https://goo.gl/maps/BKkUtq9gevT2>



OUR CLIENTS

Our inexhaustible Client list includes public-sector companies, Corporate Houses, Government undertaking, individual entrepreneurs, NRI, Foreign investors, non-profit organizations and educational institutions from all parts of the World. The list is just a glimpse of our esteemed & satisfied Clients.

Click here to take a look
<https://goo.gl/G3ICjV>



Select and Choose the Right Business Startup for You

(Instant Online Project Identification and Selection)

Finding the right startup business is one of the most popular subject today. Starting a business is no easy endeavor, but the time, effort, and challenges can be worth it if you succeed. To give yourself the best chance to be successful, take your time to carefully find the right business for you. We, at NPCS, endeavor to make business selection a simple and convenient step for any entrepreneur/startup. Our expert team, by capitalizing on its dexterity and decade's long experience in the field, has created a list of profitable ventures for entrepreneurs who wish to diversify or venture. The list so mentioned is updated regularly to give you a regular dose of new emerging opportunities.

Visit: <https://www.entrepreneurindia.co/project-identification>



Download Complete List of Project Reports:

▪ Detailed Project Reports

Visit:- <https://www.entrepreneurindia.co/complete-project-list>

NPCS is manned by engineers, planners, specialists, financial experts, economic analysts and design specialists with extensive experience in the related industries.

Our Market Survey cum Detailed Techno Economic Feasibility Report provides an insight of market in India. The report assesses the market sizing and growth of the Industry. While expanding a current business or while venturing into new business, entrepreneurs are often faced with the dilemma of zeroing in on a suitable product/line.



And before diversifying/venturing into any product, they wish to study the following aspects of the identified product:

- **Good Present/Future Demand**
- **Export-Import Market Potential**
- **Raw Material & Manpower Availability**
- **Project Costs and Payback Period**

The detailed project report covers all aspect of business, from analyzing the market, confirming availability of various necessities such as Manufacturing Plant, Detailed Project Report, Profile, Business Plan, Industry Trends, Market Research, Survey, Manufacturing Process, Machinery, Raw Materials, Feasibility Study, Investment Opportunities, Cost and Revenue, Plant Economics, Production Schedule,



Working Capital Requirement, uses and applications, Plant Layout, Project Financials, Process Flow Sheet, Cost of Project, Projected Balance Sheets, Profitability Ratios, Break Even Analysis. The DPR (Detailed Project Report) is formulated by highly accomplished and experienced consultants and the market research and analysis are supported by a panel of experts and digitalized data bank.

We at NPCS, through our reliable expertise in the project consultancy and market research field, have demystified the situation by putting forward the emerging business opportunity in India along with its business prospects.....[Read more](#)



Contact us

NIIR PROJECT CONSULTANCY SERVICES

106-E, Kamla Nagar, Opp. Spark Mall,
New Delhi-110007, India.

Email: npcs.ei@gmail.com , info@entrepreneurindia.co

Tel: +91-11-23843955, 23845654, 23845886

Mobile: +91-9097075054, 8800733955

Fax: +91-11-23845886

Website : www.entrepreneurindia.co , www.niir.org

Take a look at NIIR PROJECT CONSULTANCY SERVICES on #StreetView

<https://goo.gl/VstWkd>



Niir PROJECT CONSULTANCY SERVICES

An ISO 9001:2015 Company



www.entrepreneurindia.co

Who are we?

- *One of the leading reliable names in industrial world for providing the most comprehensive technical consulting services*
- *We adopt a systematic approach to provide the strong fundamental support needed for the effective delivery of services to our Clients' in India & abroad*

We at NPCS want to grow with you by providing solutions scale to suit your new operations and help you reduce risk and give a high return on application investments. We have successfully achieved top-notch quality standards with a high level of customer appreciation resulting in long lasting relation and large amount of referral work through technological breakthrough and innovative concepts. A large number of our Indian, Overseas and NRI Clients have appreciated our expertise for excellence which speaks volumes about our commitment and dedication to every client's success.



We bring deep, functional expertise, but are known for our holistic perspective: we capture value across boundaries and between the silos of any organization. We have proven a multiplier effect from optimizing the sum of the parts, not just the individual pieces. We actively encourage a culture of innovation, which facilitates the development of new technologies and ensures a high quality product.



What do we offer?

- *Project Identification*
- *Detailed Project Reports/Pre-feasibility Reports*
- *Market Research Reports*
- *Business Plan*
- *Technology Books and Directory*
- *Industry Trend*
- *Databases on CD-ROM*
- *Laboratory Testing Services*
- *Turnkey Project Consultancy/Solutions*
- *Entrepreneur India (An Industrial Monthly Journal)*

How are we different ?

- *We have two decades long experience in project consultancy and market research field*
- *We empower our customers with the prerequisite know-how to take sound business decisions*
- *We help catalyze business growth by providing distinctive and profound market analysis*
- *We serve a wide array of customers , from individual entrepreneurs to Corporations and Foreign Investors*
- *We use authentic & reliable sources to ensure business precision*

Our Approach

Requirement collection

Thorough analysis of the project

Economic feasibility study of the Project

Market potential survey/research

Report Compilation

Who do we Serve?

- Public-sector Companies
- Corporates
- Government Undertakings
- Individual Entrepreneurs
- NRI's
- Foreign Investors
- Non-profit Organizations, NBFC's
- Educational Institutions
- Embassies & Consulates
- Consultancies
- Industry / trade associations

Sectors We Cover

- Ayurvedic And Herbal Medicines, Herbal Cosmetics
- Alcoholic And Non Alcoholic Beverages, Drinks
- Adhesives, Industrial Adhesive, Sealants, Glues, Gum & Resin
- Activated Carbon & Activated Charcoal
- Aluminium And Aluminium Extrusion Profiles & Sections,
- Bio-fertilizers And Biotechnology
- Breakfast Snacks And Cereal Food
- Bicycle Tyres & Tubes, Bicycle Parts, Bicycle Assembling

Sectors We Cover *Conti...*

- Bamboo And Cane Based Projects
- Building Materials And Construction Projects
- Biodegradable & Bioplastic Based Projects
- Chemicals (Organic And Inorganic)
- Confectionery, Bakery/Baking And Other Food
- Cereal Processing
- Coconut And Coconut Based Products
- Cold Storage For Fruits & Vegetables
- Coal & Coal Byproduct

Sectors We Cover *Cont...*

- Copper & Copper Based Projects
- Dairy/Milk Processing
- Disinfectants, Pesticides, Insecticides, Mosquito Repellents,
- Electrical, Electronic And Computer based Projects
- Essential Oils, Oils & Fats And Allied
- Engineering Goods
- Fibre Glass & Float Glass
- Fast Moving Consumer Goods
- Food, Bakery, Agro Processing

Sectors We Cover *Cont...*

- Fruits & Vegetables Processing
- Ferro Alloys Based Projects
- Fertilizers & Biofertilizers
- Ginger & Ginger Based Projects
- Herbs And Medicinal Cultivation And Jatropha (Biofuel)
- Hotel & Hospitality Projects
- Hospital Based Projects
- Herbal Based Projects
- Inks, Stationery And Export Industries

Sectors We Cover

Cont...

- Infrastructure Projects
- Jute & Jute Based Products
- Leather And Leather Based Projects
- Leisure & Entertainment Based Projects
- Livestock Farming Of Birds & Animals
- Minerals And Minerals
- Maize Processing(Wet Milling) & Maize Based Projects
- Medical Plastics, Disposables Plastic Syringe, Blood Bags
- Organic Farming, Neem Products Etc.

Sectors We Cover *Cont...*

- Paints, Pigments, Varnish & Lacquer
- Paper And Paper Board, Paper Recycling Projects
- Printing Inks
- Packaging Based Projects
- Perfumes, Cosmetics And Flavours
- Power Generation Based Projects & Renewable Energy Based Projects
- Pharmaceuticals And Drugs
- Plantations, Farming And Cultivations
- Plastic Film, Plastic Waste And Plastic Compounds
- Plastic, PVC, PET, HDPE, LDPE Etc.

Sectors We Cover *Cont...*

- Potato And Potato Based Projects
- Printing And Packaging
- Real Estate, Leisure And Hospitality
- Rubber And Rubber Products
- Soaps And Detergents
- Stationary Products
- Spices And Snacks Food
- Steel & Steel Products
- Textile Auxiliary And Chemicals

Sectors We Cover *Cont...*

- Township & Residential Complex
- Textiles And Readymade Garments
- Waste Management & Recycling
- Wood & Wood Products
- Water Industry(Packaged Drinking Water & Mineral Water)
- Wire & Cable

MARKET RESEARCH REPORTS

Objective

- ⌘ To get a detailed scenario of the industry along with its structure and classification
- ⌘ To provide a comprehensive analysis of the industry by covering aspects like:
 - ⌘ Growth drivers of the industry
 - ⌘ Latest market trends
 - ⌘ Insights on regulatory framework
 - ⌘ SWOT Analysis
 - ⌘ Demand-Supply Situation
 - ⌘ Foreign Trade
 - ⌘ Porters 5 Forces Analysis

Objective

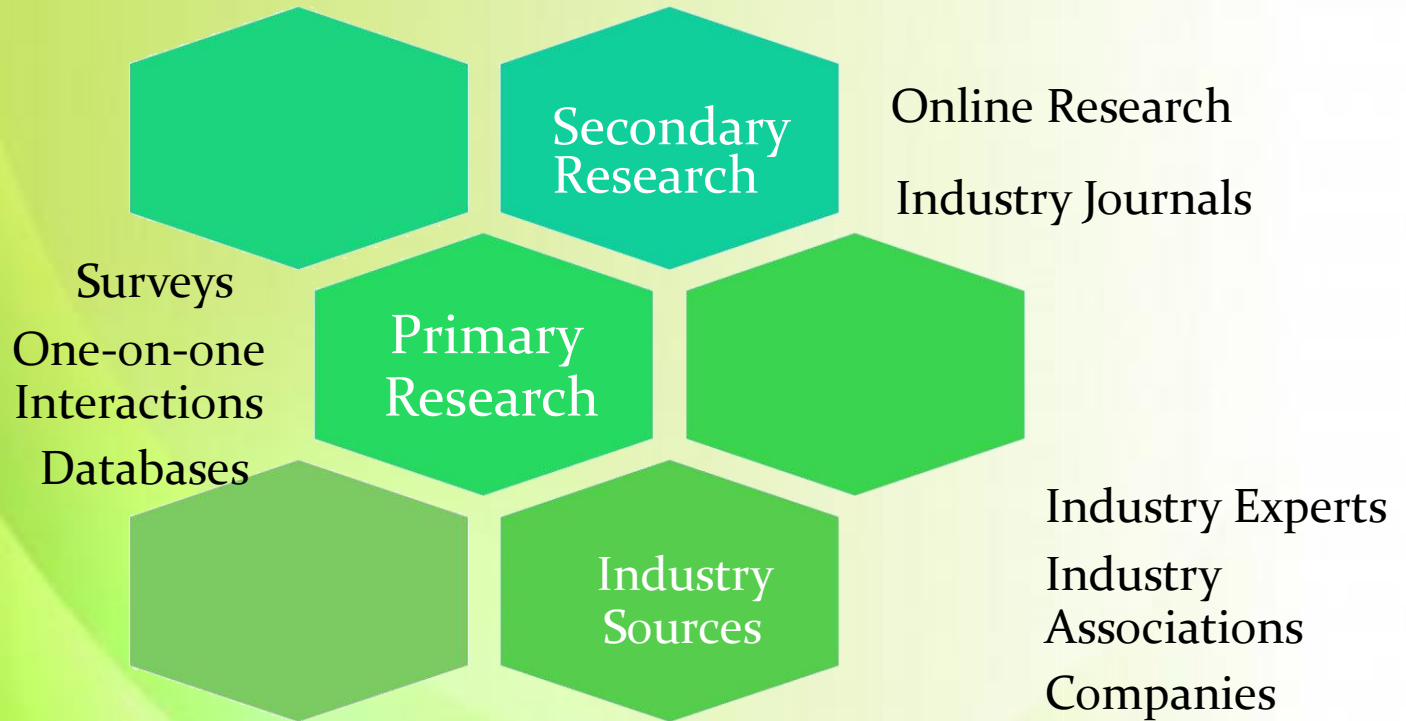
- ⌘ To provide forecasts of key parameters which helps to anticipate the industry performance
- ⌘ To help chart growth trajectory of a business by detailing the factors that affect the industry growth
- ⌘ To help an entrepreneur/manager in keeping abreast with the changes in the industry
- ⌘ To evaluate the competitive landscape of the industry by detailing:
 - ⌘ Key players with their market shares
 - ⌘ Financial comparison of present players

Clientele

- ∞Venturist/Capitalists
- ∞Entrepreneur/Companies
- ∞Industry Researchers
- ∞Investment Funds
- ∞Foreign Investors, NRI's
- ∞Project Consultants/Chartered Accountants
- ∞Banks
- ∞Corporates

[Click here for list](#)

Data Sources



Scope & Coverage



Our Team

- ⌘ Our research team comprises of experts from various financial fields:
- ⌘ MBA's
- ⌘ Industry Researchers
- ⌘ Financial Planners
- ⌘ Research veterans with decades of experience

Structure of the Report

- 1. Overview
- 2. Market Analysis
 - 2.1 Growth Drivers
 - 2.2 Emerging Trends in the Industry
 - 2.3 Regulatory Framework
 - 2.4 SWOT Analysis
 - 2.5 Herfindahl–Hirschman Index (HHI)
- 3. Market Forecasts
- 4. Key Players

Structure of the Report

Cont

- ⌘5. Key Financials and Analysis
 - ⌘5.1 Contact Information
 - ⌘5.2 Key Financials
 - ⌘5.3 Financial comparison
- ⌘6. Industry Size & Outlook

**Take a look at NIIR PROJECT CONSULTANCY
SERVICES on #Street View**

<https://goo.gl/VstWkd>

Contact us

NIIR PROJECT CONSULTANCY SERVICES

106-E, Kamla Nagar, Opp. Spark Mall,
New Delhi-110007, India.

Email: npcs.ei@gmail.com , info@entrepreneurindia.co

Tel: +91-11-23843955, 23845654, 23845886

Mobile: +91-9097075054, 8800733955

Fax: +91-11-23845886

Website : www.entrepreneurindia.co , www.niir.org

Take a look at NIIR PROJECT CONSULTANCY SERVICES on #StreetView

<https://goo.gl/VstWkd>



Follow us



➤ <https://www.linkedin.com/company/niir-project-consultancy-services>



➤ <https://www.facebook.com/NIIR.ORG>



➤ <https://www.youtube.com/user/NIIRproject>



➤ https://twitter.com/npcs_in



➤ <https://www.pinterest.com/npcsindia/>





Thank You

For more information, visit us at:

www.niir.org

www.entrepreneurindia.co



www.entrepreneurindia.co